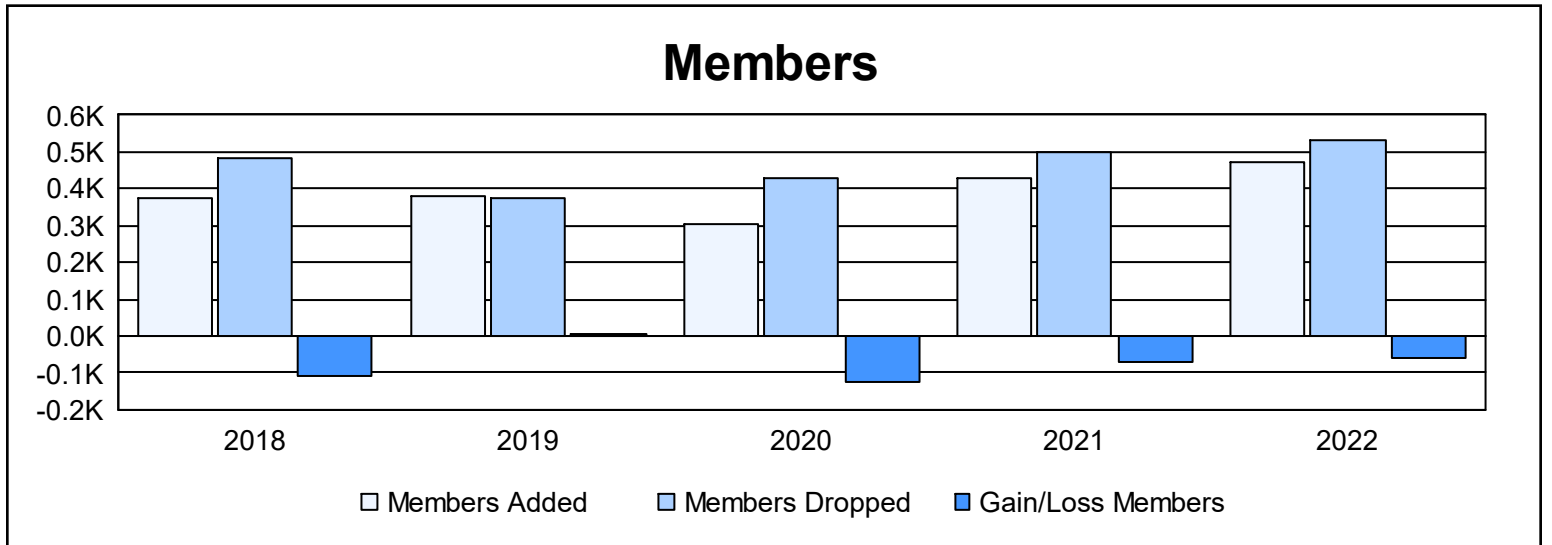
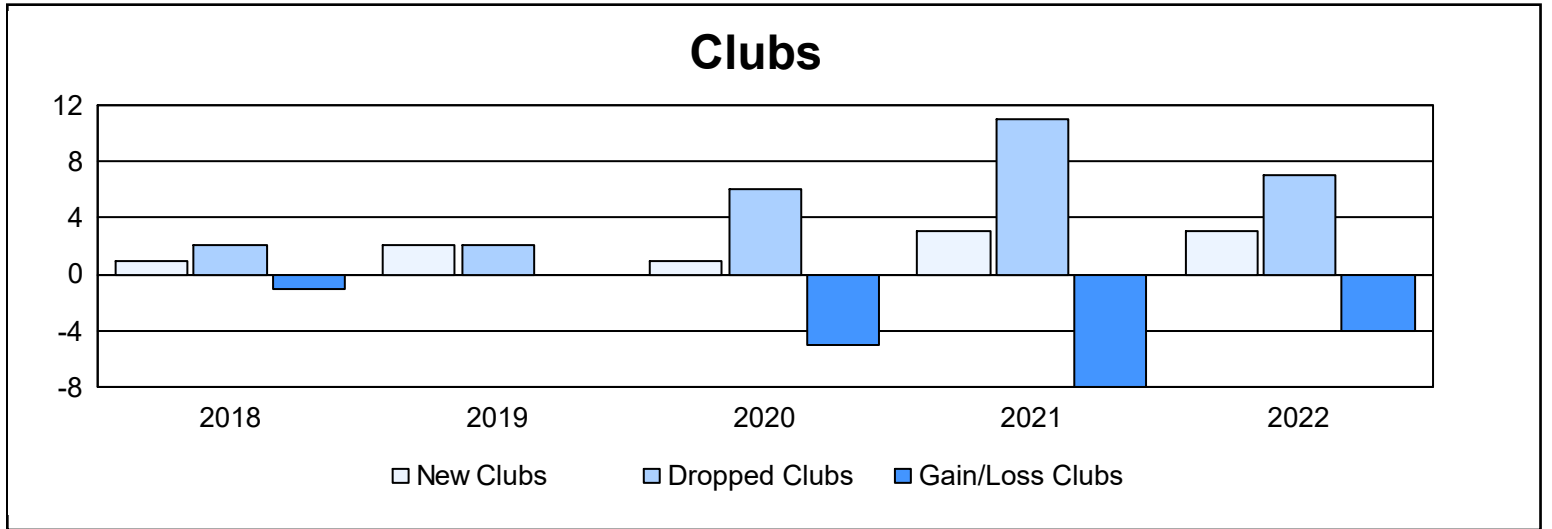
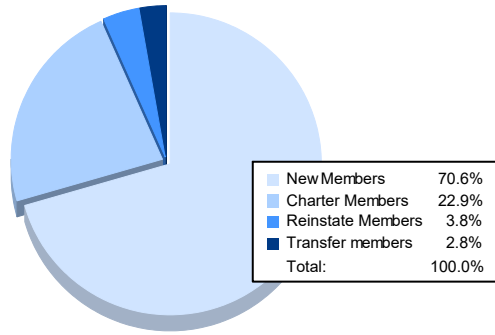


Year	New Clubs	Dropped Clubs	Gain/ Loss Clubs	New Members	Charter Members	Reinstate Members	Transfer Members	Total Member Added	Total Members Dropped	Gain/ Loss Members
2017-2018	1	2	-1	293	44	21	15	373	483	-110
2018-2019	2	2	0	309	53	8	9	379	372	7
2019-2020	1	6	-5	256	28	9	12	305	429	-124
2020-2021	3	11	-8	293	83	26	25	427	500	-73
2021-2022	3	7	-4	333	108	18	13	472	532	-60
<b>Average</b>	<b>2</b>	<b>6</b>	<b>-4</b>	<b>297</b>	<b>63</b>	<b>16</b>	<b>15</b>	<b>391</b>	<b>463</b>	<b>-72</b>



### Membership Composition June 2022 Cumulative



### Gender Composition June 2022 Cumulative

